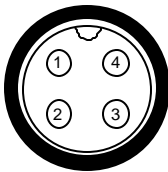





## Servo Gauge Spec Sheet

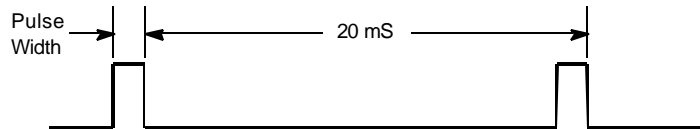


1	
2	Servo Signal
3	Ground
4	5 Volt Lighting



0 %	520 $\mu$ S
50 %	1.305 mS
100 %	2.240 mS

This servo requires a pulse every 20 mS. The width of the pulse will drive the servo needle to a specific position.



Use chart on the left to determine approximate needle position versus Pulse Width